







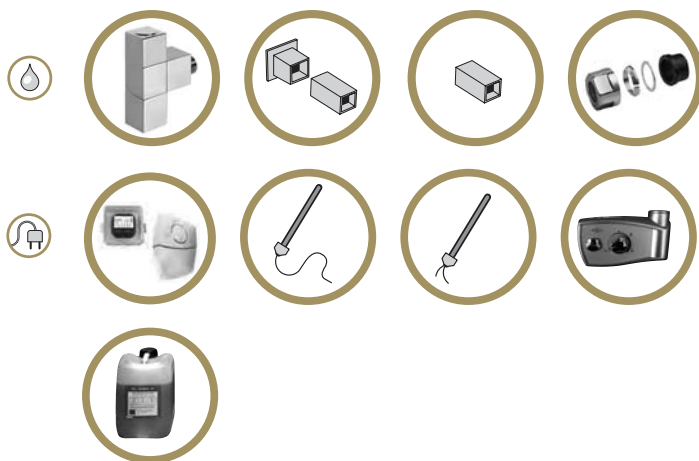
block



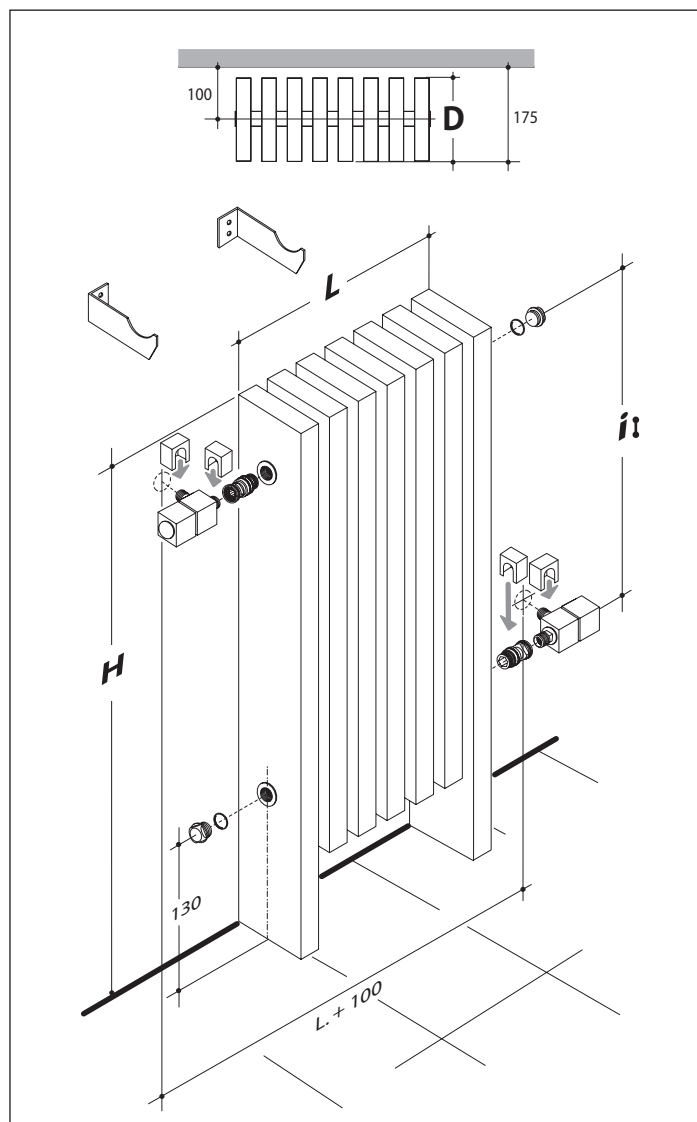
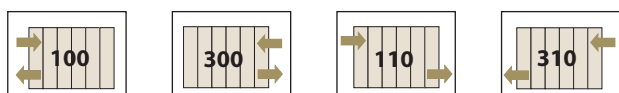
Model	H (mm)	D (mm)	L (mm)	 (watt)		  (mm)
						
H 400-21	400	150	1025	889	-	240
H 700-12	700	150	575	1024	800	540
H 700-17	700	150	825	1439	-	540
H 700-25*	700	150	1225	2104	-	540
H 700-31*	700	150	1525	2601	-	540
H 1800-6	1800	150	275	1328	1300	1640
H 1800-10	1800	150	475	2200	-	1640
H 2000-12	2000	150	575	2636	-	1840

* Fornito con terzo piede centrale / Model with central feet

ACCESSORI/ACCESSORIES



CONNESSIONI/CONNECTIONS

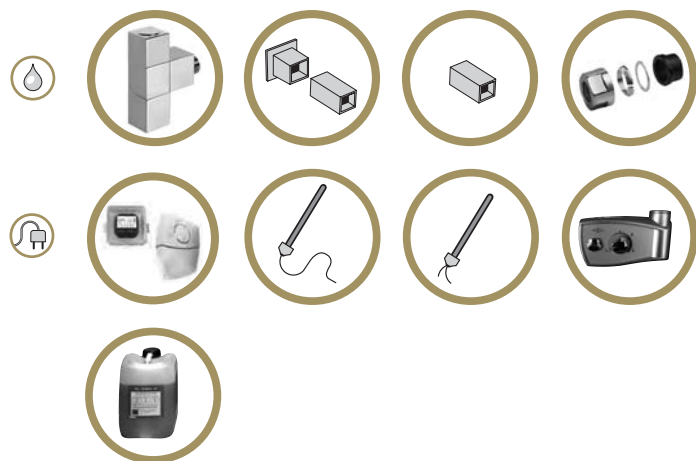


block



Model	H (mm)	D (mm)	L (mm)	 (watt)		 (mm)
				 (watt)	 (watt)	
H 300-21	300	150	1025	670	-	240
H600-12	600	150	575	762	-	540
H600-17	600	150	825	1080	-	540
H600-25	600	150	1225	1524	-	540
H600-31	600	150	1525	1905	-	540
H 1700-6	1700	150	275	1080	1000	1640
H 1700-10	1700	150	475	1800		1640
H 1900-12	1900	150	575	2160		1840

ACCESSORI/ACCESSORIES



CONNESSIONI/CONNECTIONS

